

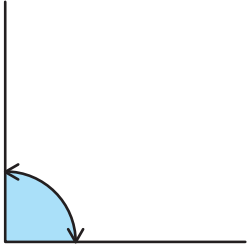
角度をはかる(1)

分度器の使い方

名前 _____

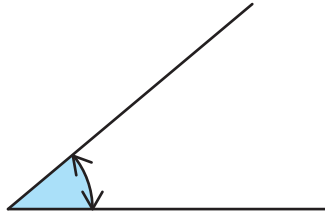
分度器を使って角度をもとめましょう。

(1)



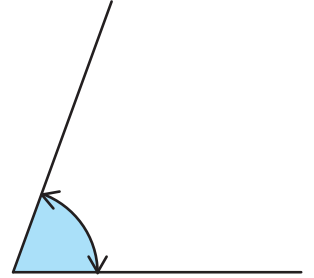
答え _____

(2)



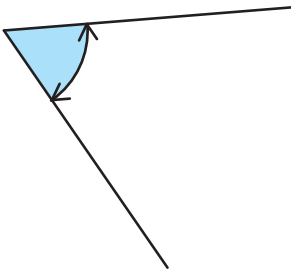
答え _____

(3)



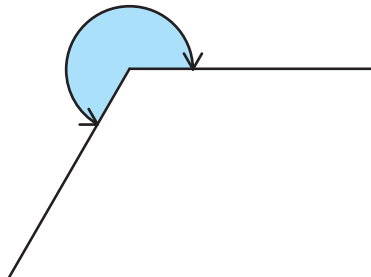
答え _____

(4)



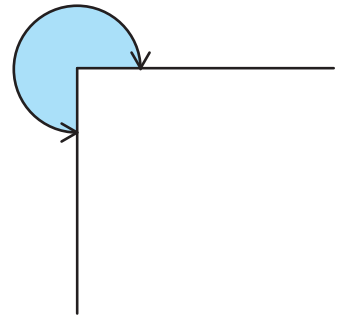
答え _____

(5)



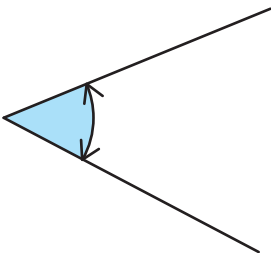
答え _____

(6)



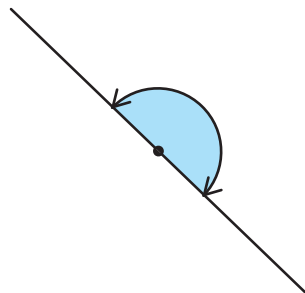
答え _____

(7)



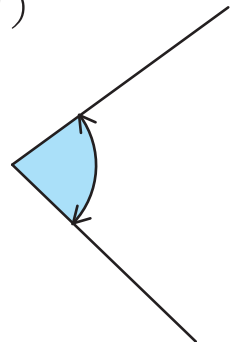
答え _____

(8)



答え _____

(9)



答え _____

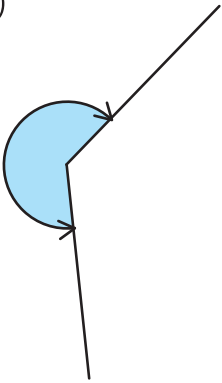
角度をはかる(2)

分度器の使い方

名前 _____

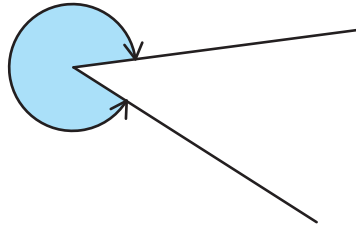
分度器を使って角度をもとめましょう。

(1)



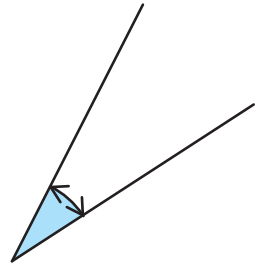
答え _____

(2)



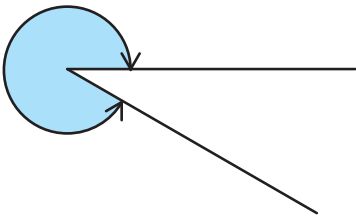
答え _____

(3)



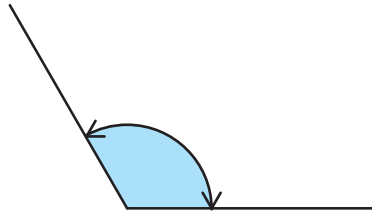
答え _____

(4)



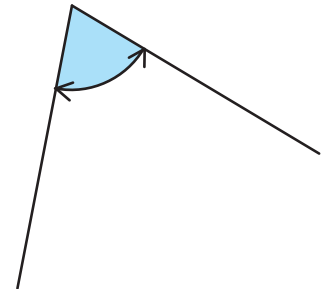
答え _____

(5)



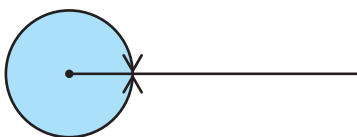
答え _____

(6)



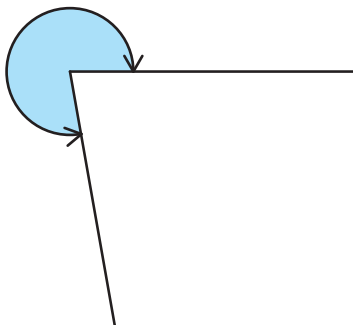
答え _____

(7)



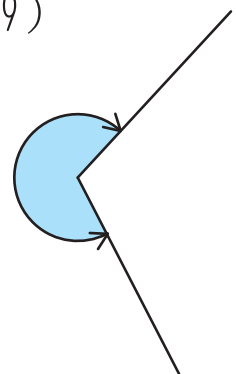
答え _____

(8)



答え _____

(9)



答え _____

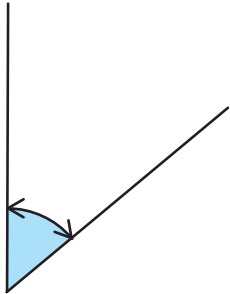
角度をはかる(3)

分度器の使い方

名前 _____

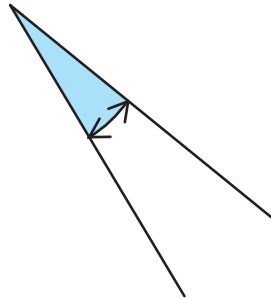
分度器を使って角度をもとめましょう。

(1)



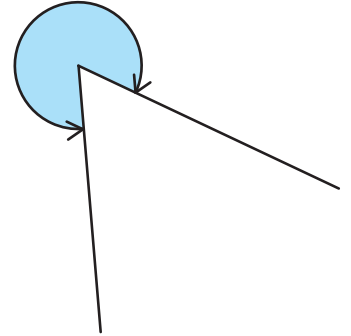
答え _____

(2)



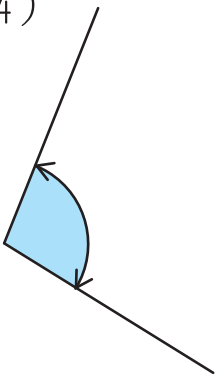
答え _____

(3)



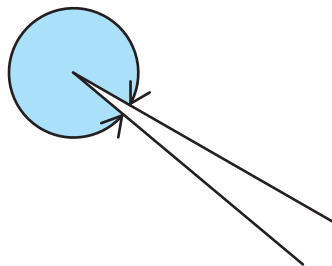
答え _____

(4)



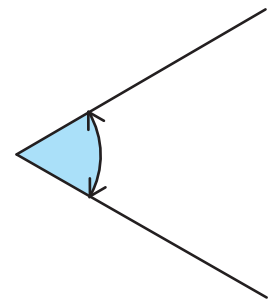
答え _____

(5)



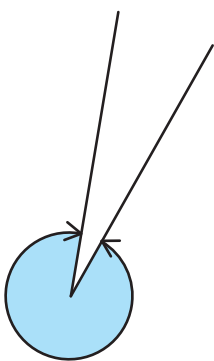
答え _____

(6)



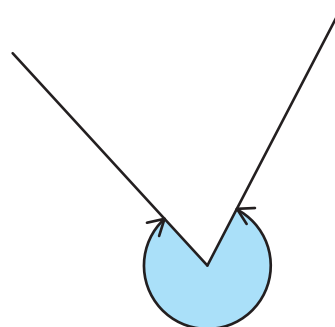
答え _____

(7)



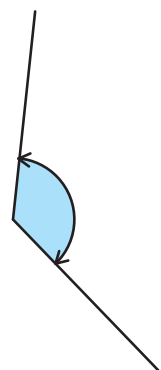
答え _____

(8)



答え _____

(9)



答え _____

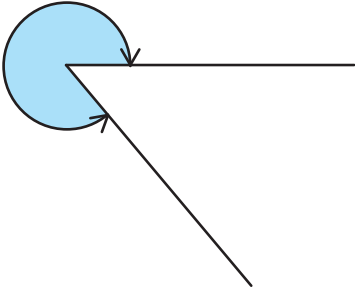
角度をはかる(4)

分度器の使い方

名前 _____

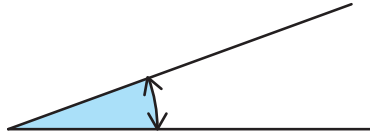
分度器を使って角度をもとめましょう。

(1)



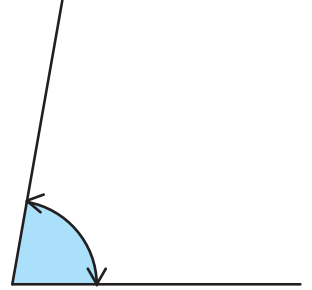
答え _____

(2)



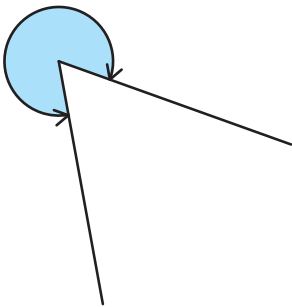
答え _____

(3)



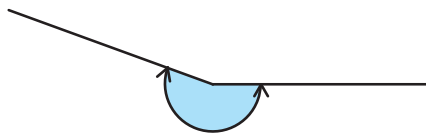
答え _____

(4)



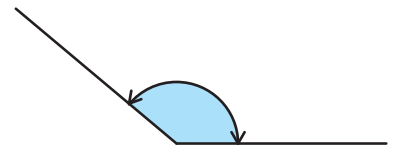
答え _____

(5)



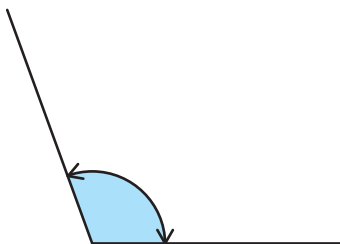
答え _____

(6)



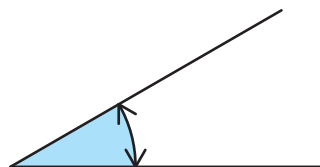
答え _____

(7)



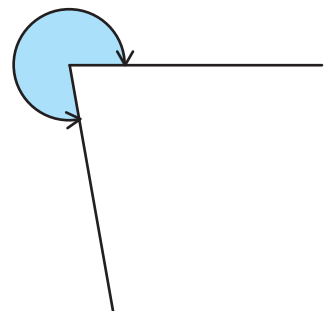
答え _____

(8)



答え _____

(9)



答え _____


角度をはかる (5)

分度器の使い方

名前 _____

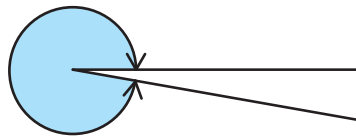
分度器を使って角度をもとめましょう。

(1)



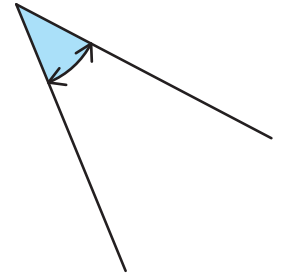
答え _____

(2)




答え _____

(3)



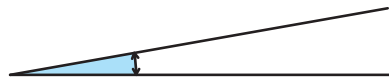
答え _____

(4)



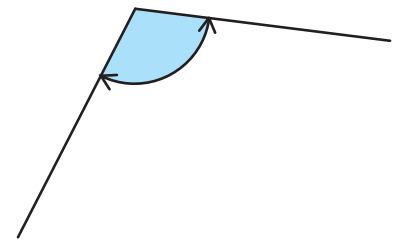
答え _____

(5)



答え _____

(6)



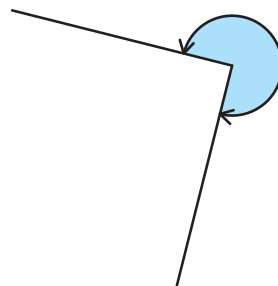
答え _____

(7)



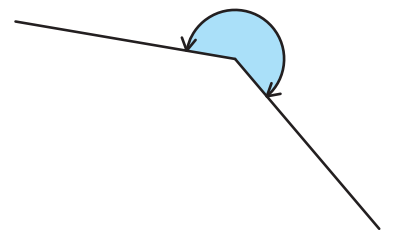
答え _____

(8)



答え _____

(9)



答え _____